



Micro Commercial Components

Micro Commercial Components
20736 Marilla Street Chatsworth
CA 91311
Phone: (818) 701-4933
Fax: (818) 701-4939

SM5817PL THRU SM5819PL

Schottky Barrier Diodes 20 to 40 Volts

Features

- High Surge Capability
- Low Forward Voltage
- Low Profile Package
- Lead Free Finish/Rohs Compliant (Note1) ("P" Suffix designates Compliant. See ordering information)

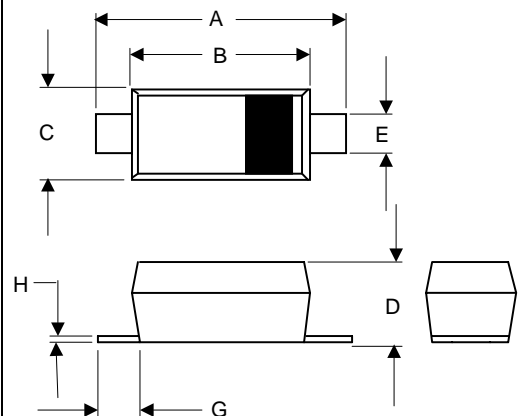
Mechanical Data

- Packaging: Powerlite-123
- Marking Code: SM5817PL---K2; SM5818PL---K3 ; SM5819PL---K4
- Case Material: Molded Plastic. UL Flammability Classification Rating 94V-0 and MSL rating 1

Maximum Ratings

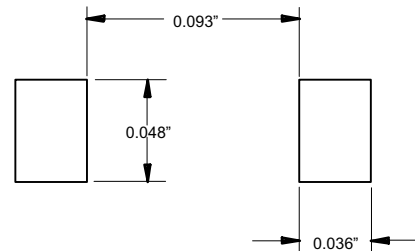
Symbol	Rating	Rating	Unit	
V_{RMS}	Maximum RMS Voltage	SM5817PL SM5818PL SM5819PL	14 21 28	V
	Repetitive Reverse Voltage	SM5817PL	20	V
		SM5818PL	30	
SM5819PL		40		
$I_{F(AV)}$	Rectified Current (Average) Half Wave Rectification with Resist. Load at $T_L=90^{\circ}C$	1.0	A	
I_{FSM}	Surge Forward Current at $T_L=70^{\circ}C, 8.3ms$	30	A	
$R_{\theta JL}$	Typical Thermal Resistance(Note2)	80	$^{\circ}C/W$	
T_J	Junction Temperature	-65 to +125	$^{\circ}C$	
T_{STG}	Storage Temperature	-65 to +125	$^{\circ}C$	

Powerlite-123



DIM	INCHES		MM		NOTE
	MIN	MAX	MIN	MAX	
A	.140	.152	3.55	3.85	
B	.100	.112	2.55	2.85	
C	.055	.071	1.40	1.80	
D	.037	.053	0.95	1.35	
E	.020	.039	0.50	1.00	
G	.010	-----	0.25	-----	
H	-----	.008	----	.20	

SUGGESTED SOLDER PAD LAYOUT



Electrical Characteristics @ 25°C Unless Otherwise Specified

Symbol	Parameter	Min	Typ	Max	Units			
V_F	Forward Voltage (@1A dc)	SM5817PL	---	0.45	---	V		
		SM5818PL	---	0.56	---			
		SM5819PL	---	0.60	---			
I_R	Leakage Current	@ $T_A=25^{\circ}C$	---	0.1	----	mA		
			@ $T_A=100^{\circ}C$	---	9.0		---	mA
				---	---		---	
C_j	Typical Junction Capacitance @ $f=1.0MHz, V_r=4V$	---	110	---	pF			

Note: 1. High Temperature Solder Exemptions Applied, see EU Directive Annex 7.
2. Thermal Resistance : PC Board Mounted on 0.2*0.2"(5*5mm) copper pad area.

SM5817PL-SM5819PL



Micro Commercial Components

Fig. 1-TYPICAL FORWARD CURRENT

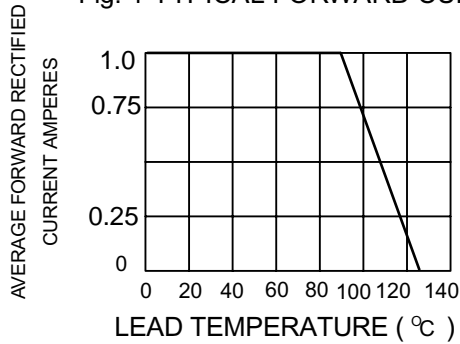


Fig. 2-TYPICAL FORWARD CHARACTERISTICS

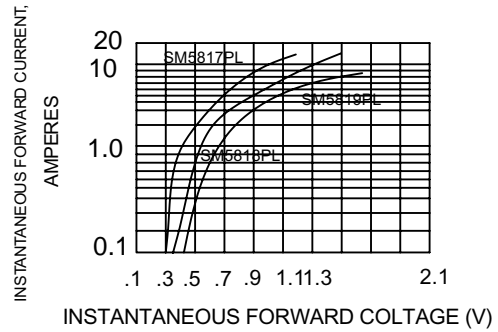


Fig. 3-TYPICAL REVERSE CHARACTERISTICS

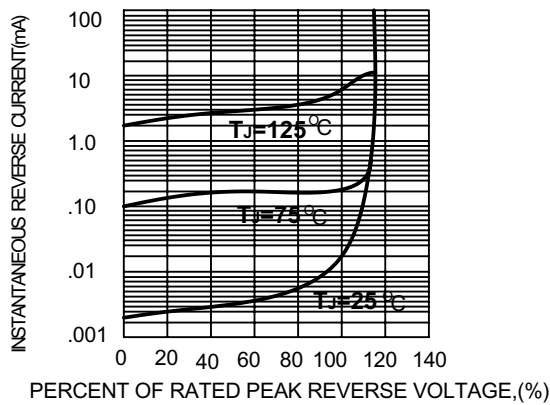


Fig. 4-FORWARD SURGE CURRENT

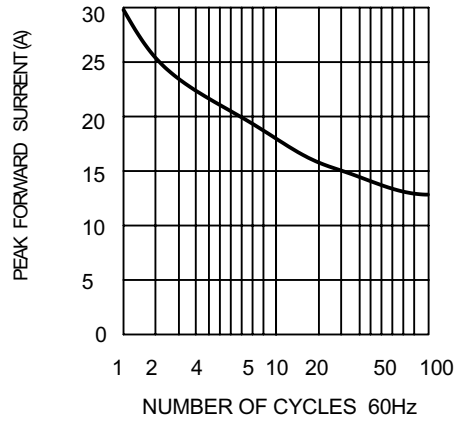
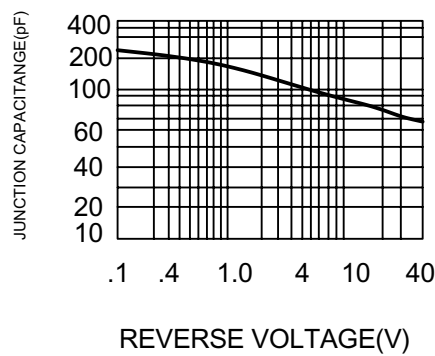


Fig. 5-TYPICAL JUNCTION CAPACITANCE





Micro Commercial Components

Ordering Information

Device	Packing
(Part Number)-TP	Tape&Reel;2.5Kpcs/Reel

IMPORTANT NOTICE

Micro Commercial Components Corp. reserves the right to make changes without further notice to any product herein to make corrections, modifications, enhancements, improvements, or other changes.

Micro Commercial Components Corp. does not assume any liability arising out of the application or use of any product described herein; neither does it convey any license under its patent rights, nor the rights of others. The user of products in such applications shall assume all risks of such use and will agree to hold *Micro Commercial Components Corp.* and all the companies whose products are represented on our website, harmless against all damages.

APPLICATIONS DISCLAIMER

Products offer by *Micro Commercial Components Corp.* are not intended for use in Medical, Aerospace or Military Applications.

www.mccsemi.com